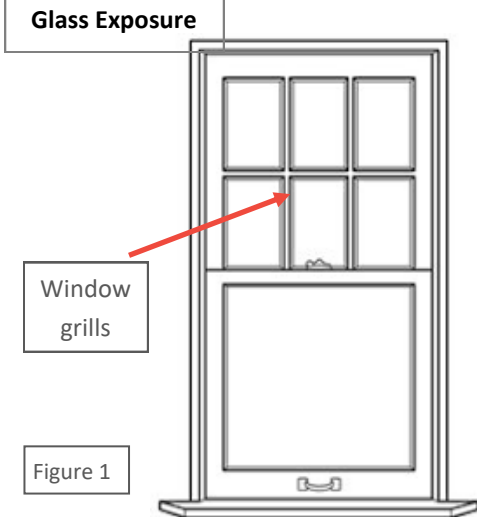
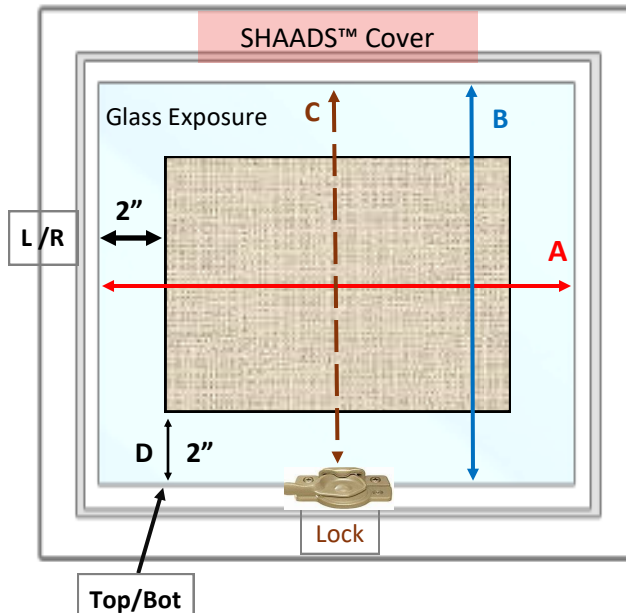




**** Include photo for more accuracy ****

DOUBLE HUNG GLASS OR CASEMENT SQUARE OR
RECTANGLED WINDOWS



- SHAADS™ Partial cover sit on the glass.
- A** Left to Right Total _____ (Please measure full glass exposure edge to edge).
 - B** Top to Bottom Total _____ (Please measure full glass exposure edge to edge).
 - C** Top to Bottom with window lock _____ (Measure to top of lock)
 - D** Now **MINUS** glass exposure wanted: Top /Bot (-) _____ and Left/Right (-) _____.
(Example: minus 2 " inches on the left side and minus 2 " inches on the right side)

Please circle one in question below

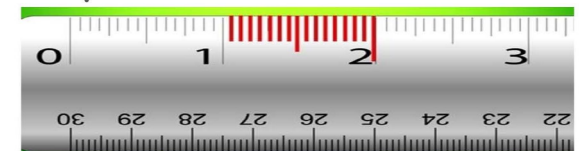
1. Window Grills - Yes or No - Figure 1.
2. Cover for DB Hung: top glass — bottom glass — casement glass



DOUBLE HUNG
windows



CASEMENT
windows



For all measurements please use a measuring tape which measures in inches. Please measure to the 1/16 of an inch. Example above shows 16 red lines between 1" and 2 inches . Counting red lines from left to right every line is a 1/16 - 2/16 - 3/16 - 4/16 and so on 4/16 equals 1/4 inch , 8/16 equals 1/2 inch



PARTIAL COVERAGE DOUBLE
HUNG windows



PARTIAL COVERAGE FOR
CASEMENT windows